

MARCH 2020

LANDEC

CREATING INNOVATIVE PRODUCTS THAT SUPPORT
EVERYONE'S HEALTH AND WELLNESS JOURNEY



IMPORTANT CAUTIONS REGARDING FORWARD-LOOKING STATEMENTS

Except for the historical information contained herein, the matters discussed in this presentation are forward-looking statements within the meaning of Section 21E of the Securities Exchange Act of 1934 (the “Exchange Act”). These forward-looking statements involve certain risks and uncertainties that could cause actual results to differ materially from those in the forward-looking statements.

Potential risks and uncertainties include, without limitation, those mentioned in our most recent Annual Report on Form 10-K, as modified by any subsequent filings we make with the Securities and Exchange Commission (the “SEC”) pursuant to the Securities Act of 1933 or the Exchange Act. Landec undertakes no obligation to update or revise any forward-looking statements in order to reflect events or circumstances that may arise after the date of this presentation.

This presentation contains summaries of financial and non-financial information that has been filed with the SEC pursuant to the Exchange Act. You should read this presentation in conjunction with our most recent Annual Report on Form 10-K and any subsequent Exchange Act filings.

STRONG BUSINESSES CREATING SHAREHOLDER VALUE

We demonstrate our commitment to shareholders by maximizing the value of our business portfolio, improving operating margins at Curation Foods, investing in growth to drive momentum at Lifecore while employing sustainable business practices to protect the planet for future generations.



LANDEC CONSOLIDATED FINANCIAL OVERVIEW

	FY19 FINANCIAL METRICS	FY20 FINANCIAL GUIDANCE	Implied Growth
REVENUE	\$558mm	\$580mm – \$590mm	+4% – 6%
ADJUSTED EBITDA*	\$26mm	\$30mm – \$34mm	+15% – 30%
ADJUSTED EPS	\$0.07	\$0.16 - \$0.20	+128%- 185%

** Landec Consolidated Adjusted EBITDA also includes FY20 Corporate EBITDA of (\$3mm), incremental to segment level allocation*

FY20 BUSINESS SEGMENT FINANCIAL GUIDANCE



	FY20	Implied Growth
Revenue	\$496mm-\$504mm	3% - 5%
Adjusted EBITDA*	\$12mm-\$14mm	70% - 99%

DRIVERS

- Recognizing a full year of revenue and income for Yucatan and Cabo Fresh avocado products
- Disruptive innovation
- Targeting \$18mm - \$20mm in cost out



	FY20	Implied Growth
Revenue	\$84mm-\$85mm	10% - 12%
Adjusted EBITDA*	\$21mm-\$23mm	5%-15%

DRIVERS

- Investing ~\$13mm for capacity expansion
- 15-20 customers in the business development pipeline, with the goal of 1-2 approvals annually

* Landec Segment Adjusted EBITDA includes a majority of corporate allocation

FY20 OUTLOOK FOR SUSTAINABLE, PROFITABLE GROWTH STRATEGIES



FY20 OUTLOOK:

- Deliver revenue and EBITDA growth for a strong financial finish to the year
- Provide the capital required for growth
- Create value to our customers, consumers and shareholders by maximizing business portfolio



Strategic Priority - Project SWIFT

1. Network optimization
2. Focus on strategic assets
3. Organizational Redesign



Strategic Priorities

1. Managing business development pipeline
2. Maximizing Capacity
3. Advancing product commercialization





Curation

FOODS

INNOVATING DIVERSIFIED HEALTH AND WELLNESS SOLUTIONS

NEWS: ANNOUNCING CURATION FOODS




Curation
FOODS

Our mission is to provide 100% clean ingredient plant-based food to as many people as possible, in a way that respects people and protects the planet for future generations.

Launched in January 2019, Curation Foods is the corporate umbrella for our portfolio of natural food brands and patented packaging technology.

PROJECT SWIFT: PATHWAY TO PROFITABILITY

Simplify
Win
Innovate
Focus
Transform



\$5.0M
Annualized Cost Savings

1 Network & Operational Optimization

- Maximizing efficiency and productivity
- Centralization of Curation Foods offices into its Innovation Center headquarters in Santa Maria, CA,
 - Continuous improvement in plant operations with lean manufacturing practices – Z.E.S.T

2 Focus on Strategic Assets

- Simplify the business
- Strategic alternatives for the legacy vegetable business
 - Intent to sell the Company's salad dressing manufacturing facility

3 Organizational Redesign

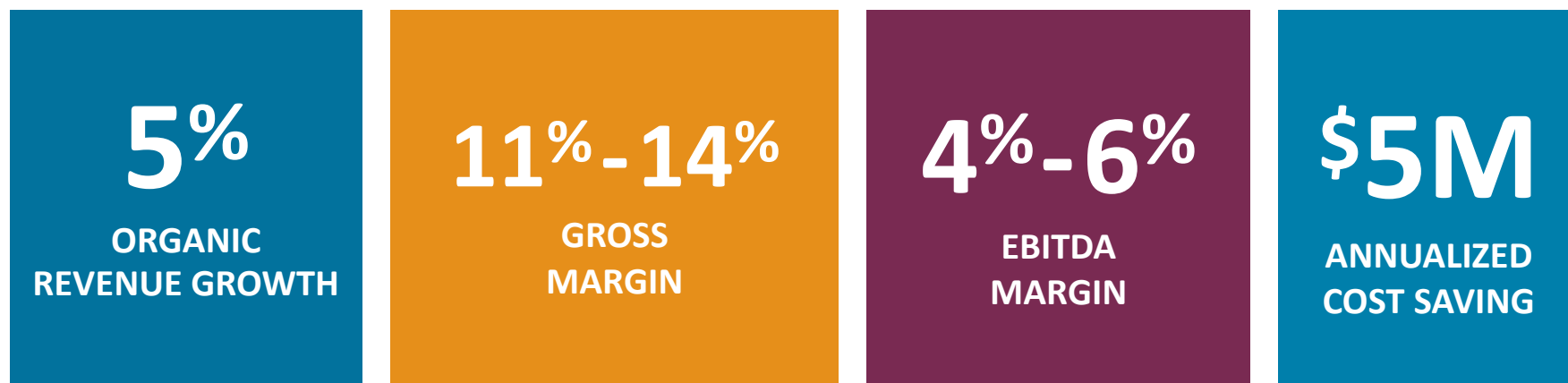
- Competitive structure
- Focus on strategic initiative
 - Developing and elevating internal talent Reducing headcount

Project SWIFT is a value creation program will improve Curation Foods' operating cost structure, enhance profitability and strengthen the Company's balance sheet.

PROJECT SWIFT: SUSTAINABLE PROFITABILITY FISCAL 2021



Project SWIFT is providing a framework to transform Curation Foods into an agile and competitive company targeting significant operation improvements in steady-state organic growth and profitability on a run-rate basis by the end of fiscal 2021:



Financial targets include streamlining the Curation Foods vegetable bag and tray business, right sizing the organization to competitive levels, meeting our aggressive cost-out targets.

ZEST will empower our people to work in a different way, changing their mindset and behaviors leading to an acceleration of our performance across our operations

Z **ERO MINDSET**
Zero breakdown, zero defects, zero recalls, accidents, zero pollution.

E **MPOWERMENT**
Empower employees to impact change. I operate. I maintain. I own the outcomes.

S **TANDARDIZATION**
Implementing the same practices across the network for efficiency.

T **RAINING**
The cornerstone of success and employee engagement.



We are a different kind of food company

Expanding from two brand to five natural food brands over the past two years, enhancing food offering with on-trend, plant-based products that contain 100% clean ingredients.

Curation Foods Differentiated Capabilities



Internal Innovation

Entrepreneurial innovation culture driven by consumer insights



Diversified Raw Materials Sourcing

United States
Mexico
South America



Value-added Processing

4 Processing Facilities with Refrigerated Distribution Network



Fleet of Trucks

Full Fleet of Refrigerated Trucks and Trailers



Customer Relationships

Distribution in 86% Retail and Club stores throughout North America*

FOCUS ON A SELECT PORTFOLIO OF NATURAL FOOD BRANDS



**PACKAGED FRESH
VEGETABLES**

*Discover
delicious
possibilities
to Eat Smart*



**OLIVE OIL
& VINEGAR®**

**PREMIUM ARTISAN
OLIVE OILS & VINEGARS**

*Explore the surprising
variety of flavors that
makes everyday food
taste extraordinary*

YUCATAN®

**AUTHENTIC FRESH
GUACAMOLE**

*Celebrate
traditional,
authentic
Mexican taste*



**A FRESH TAKE ON
GUACAMOLE**

*Experience
fresh
new flavors*



BreatheWay

**SUPPLY CHAIN
PACKAGING SOLUTION**

*Extends the shelf life
of packaged fruits and
vegetables naturally*

PRODUCT TENETS:

Fresh & Clean Ingredients | Delicious & Convenient | Plant-based & Healthy

“The foundation of our company is end-user driven innovation. Big ideas are often created by making small significant changes to existing products to deliver unmet needs.”

Dr. Albert Bolles, PHD

President & CEO, Landec Corporation
CEO, Curation Foods

1

Addressing customers/
consumers unmet needs

2

Delivering on trend
plant-based foods

3

Expanding existing
products' usage

Packaging Guacamole in squeeze container creates new usage occasion and keeps products fresher longer

1

RETAIL DISTRIBUTION

- Yucatan Squeeze in-Market: Sept 2019
- Currently in 3,500 doors nationwide
- Cabo Fresh Brand Guacamole Squeeze launching in AHOLD March 2020

2

MARKETING

- Geo-targeting based on store locations
- Focus on Retailer Specific Marketing Programs to drive in-store sales velocity and increase total category HH penetration

3

CATEGORY IMPACT

- Guacamole Squeeze is driving incremental growth Category
- In Walmart, stores carrying Yucatan Guacamole Squeeze experiences +3% lift.

4

USAGE

Guacamole Squeeze expands the Guacamole Category from a standard “dip” to an everyday “condiment”

5

CONSUMER DRIVEN RESEARCH

- 71% of consumers would purchase 64% as a regular option for everyday meal and snacking
- 84% wish to keep guacamole fresh and green for 10 days
- 77% transforms guacamole usage from dip to a condiment



Convenience and packaging shift delivers high-margin product.

BreatheWay: Supply Chain Packaging Technology

Our patented packaging technology establishes a beneficial packaging atmosphere - adapting to changing produce respiration and temperature to extend freshness naturally

1995

PATENTED PACKAGING
TECHNOLOGY



Keeps **individual** vegetable products in trays and bags fresh at retail

2019

SUPPLY CHAIN
PACKAGING SOLUTIONS



Keeps **pallets** at beneficial atmosphere during domestic supply chain transport resulting in more marketable fruit at retail.

FUTURE


US & INTERNATIONAL
BUSINESS DEVELOPEMENT PIPELINE



Supply chain **packaging solutions** to transport perishable items by land and sea - berries, stone fruit, citrus, and flowers.

Driscoll's
Only the Finest Berries™

In market with Driscoll's raspberries delivered from North American distribution centers



Curation Foods is committed to delivering value to our shareholders while simultaneously working in a way that respects people and preserves the planet.



SOCIAL *People*



FOOD *Product*

All products have 100% clean ingredient label for all Curation Foods products

90% of all packaging is 100% curbside recyclable at Curation Foods



ENVIRONMENTAL *Planet*

50% of water being recycled system-wide at Curation Foods

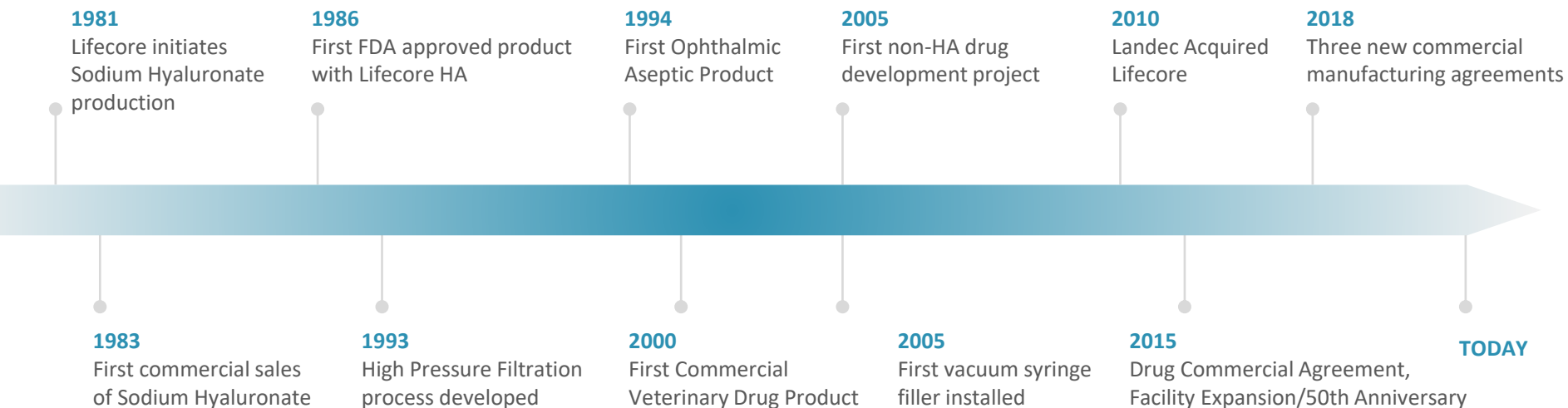
38% of all energy comes from renewable sources at Curation Foods

SUSTAINABILITY PILLARS



Lifecore[®]
BIOMEDICAL

LIFECORE: PROGRESS MADE POSSIBLE



Lifecore partners with leading pharmaceutical and biotech companies to create products that are difficult to formulate, filter, and/or fill.

We save our customers time and reduce barriers – so they can focus on creating innovations that change lives.

It's not what we make. *It's what we make possible.*

Leveraging over 35 years of experience to bring our customers' innovations to market

Drug development
is on the rise

1

+5.2% CAGR*

(Pre-Clinical; Phase 1-3) 2008 – 2018

High propensity to outsource
manufacturing among small-
and mid-sized organizations

2

+74% of total approvals**

(Percentage of total NDA approvals outsourced by small- and mid-sized organizations) 2008 – 2018

Growing Injectable
NDA approvals

3

**45% of total approvals
Growing 3X total market*****

(Injectables) 2007 – 2017

Demand for specialized
CDMO vial & syringe capacity

4

90-132
*Estimated new approvals
of injectables to CDMOs*

75-100M units****
*incremental demand
for vials & syringes*

* Informa, Pharma R&D Annual Review 2018

** GlobalData PharmSource database; NDA approvals 2009-2018.

*** GlobalData PharmSource database

**** GlobalData PharmSource Report: Demand and Supply for Contract Manufacturing of Injectable Drugs Through 2023

Lifecore Strategic Priorities

1

Managing Business Development Pipeline

Q2 FY20 business development revenue increased **49% YoY**

15 projects in various stages of the product lifecycle

2

Maximizing Capacity

Commercial validation for the new multi-purpose filler Q2 FY20

Increases capacity ~ **21%**

3

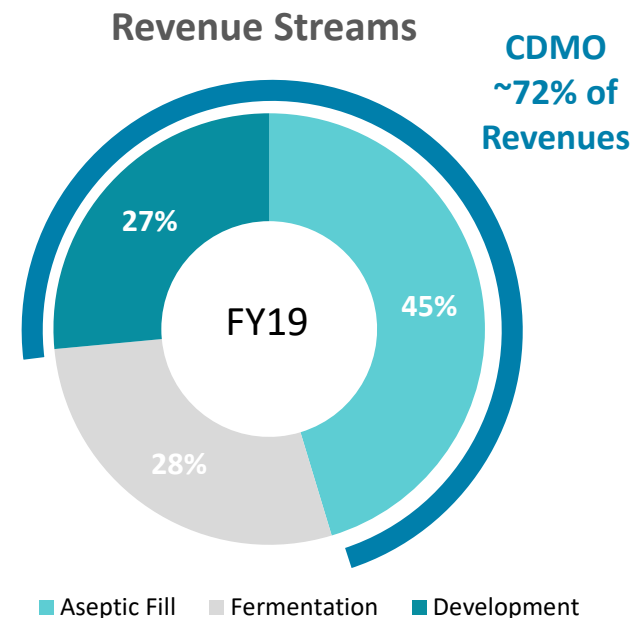
Advancing Product Commercialization

Target a minimum of **one regulatory product** approval annually

Currently have **one product under review** at the FDA

Two platforms for launching and manufacturing future medical products:

Legacy	Growth
A leading supplier of pharmaceutical grade, sodium hyaluronate in ophthalmology, orthopedic and veterinary medicine	Fully integrated Contract Development & Manufacturing Organization (CDMO) assisting companies to bring new, FDA-approved injectable therapies to market

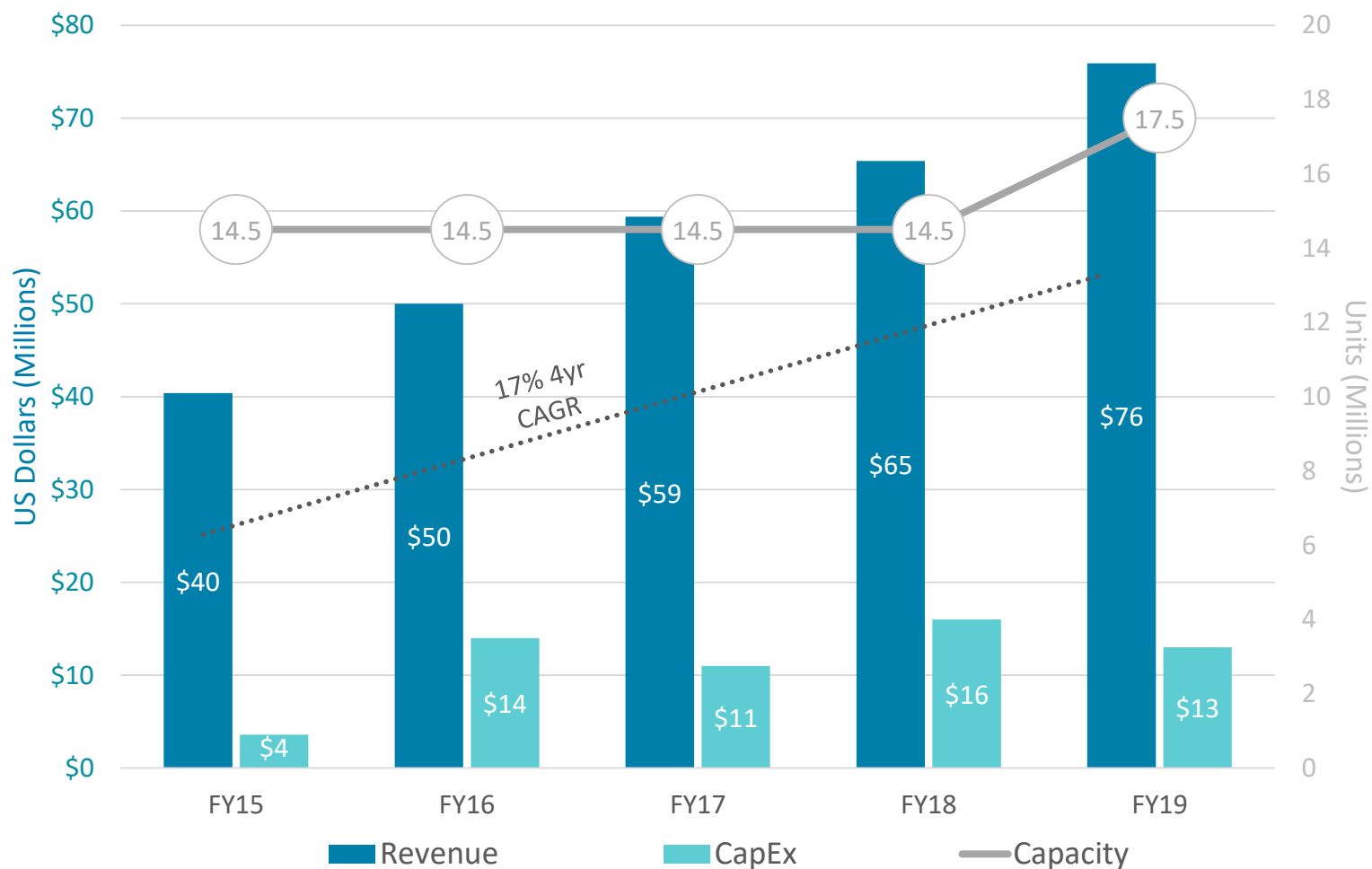


FY19

- Revenues: \$76mm
- EBITDA: \$20mm


CAPEX DRIVES REVENUE AND CAPACITY GROWTH

Lifecore Revenue and CapEx vs Capacity



BARRIERS TO COMPETITION

TRUSTED PRODUCER OF
PREMIUM HYALURONIC ACID (HA)

	Type of HA	Quality	Uses & Types of Products	Barriers to Competition
	Pharmaceutical Injectable Grade	Highest Governed by regulatory agencies	<ul style="list-style-type: none"> Ophthalmic surgery Joint Injections Bone grafts Intra-articular injections Carrier for drugs Tissue engineering 	High <ul style="list-style-type: none"> Product specs tailored to needs of end user Heightened quality control in US/EU markets Regulatory barriers to change source
	Topical Medical Grade	Moderate Governed by regulatory agencies with less restrictions	<ul style="list-style-type: none"> Eye drops Topical wound healing Topical medications Intradermal injections 	Moderate
	Cosmetic Nutraceuticals	Lowest Limited or no regulatory agency oversight	<ul style="list-style-type: none"> Cosmetics, lotions, creams Nutraceuticals, supplements 	Low to No <ul style="list-style-type: none"> Commoditized

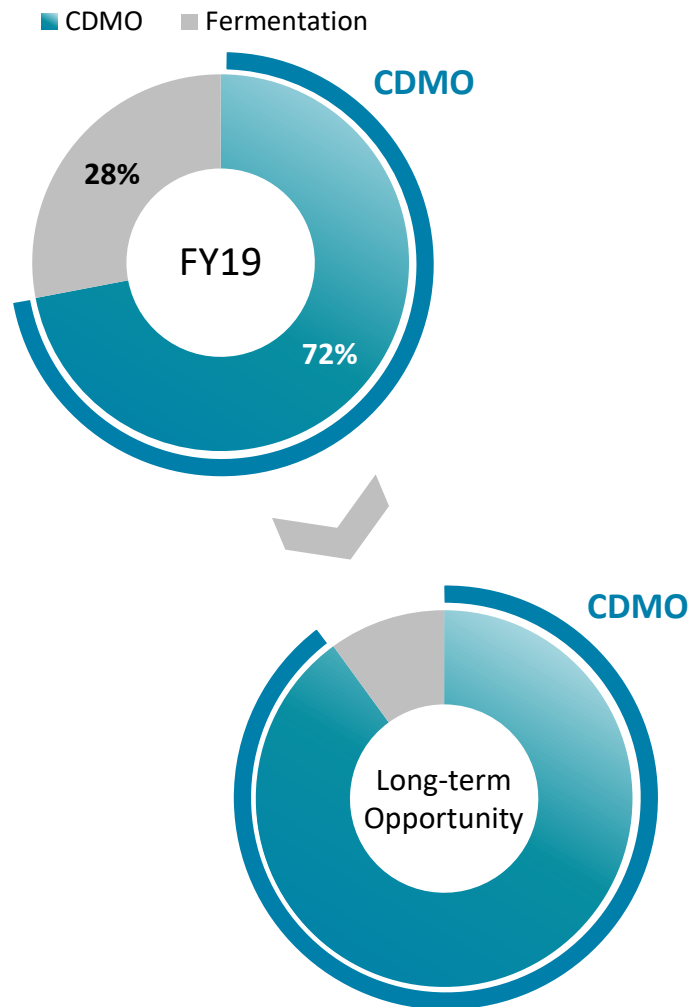
HA's role in drugs and devices:

- HA is highly synergistic with new therapies
- HA is a biocompatible, naturally occurring polymer
- Primary commercial use – functional ingredient in medical devices
- HA is the excipient that serves as the vehicle for the drug (API)
- HA is a component of the API – helping to extend delivery of the drug

CDMO services leverage Lifecore's HA heritage and expertise:

- Over 35 years of experience in development and manufacturing medical devices and drugs
- Handling difficult materials addresses an unmet need within the CDMO market
- Expertise in handling viscous substances lends itself to working with other polymer and drug delivery technologies
- A world class quality and regulatory system with excellent track record with FDA, EMA.

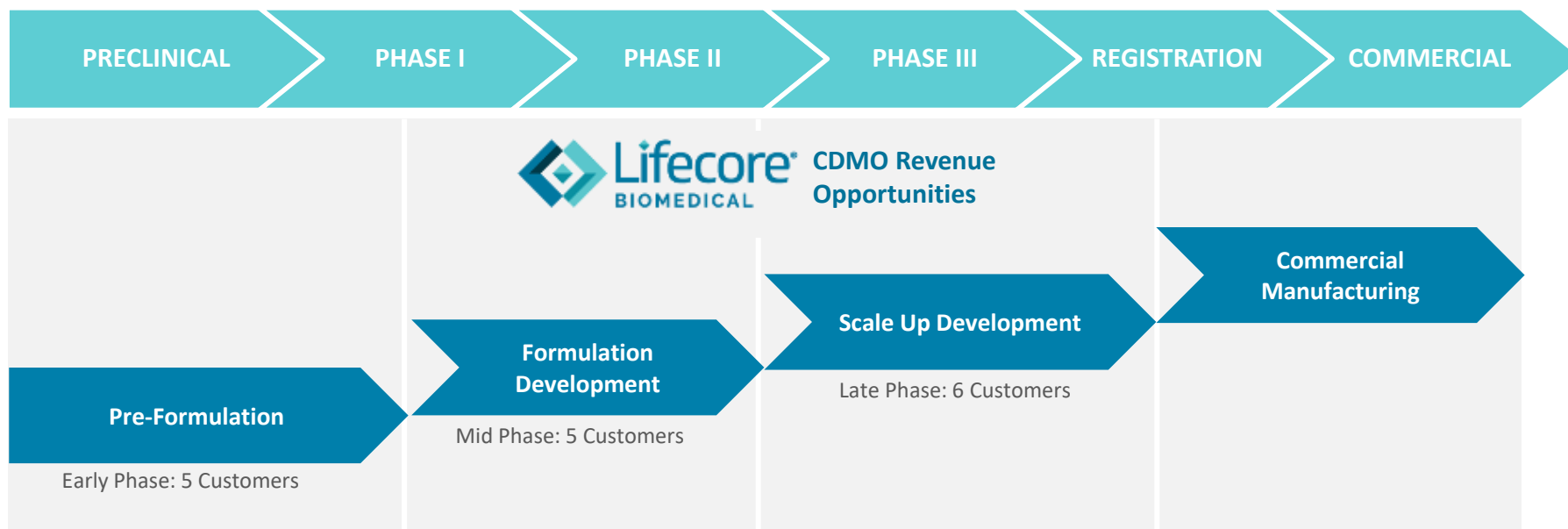
CDMO Evolution



DRIVING LONG-TERM GROWTH AND PROFITABILITY BY MANAGING OUR PIPELINE

15-20 FDA regulated drug and medical device products in various stages of development

PROJECT LIFE CYCLE



Lifecore can address customers' entire development and commercial lifecycle.

MANAGEMENT: FOCUS ON PROFITABILITY

Albert D. Bolles, Ph.D

President & CEO of Landec Corporation

- Served on Landec's board since May 2014
- Proven track record of visionary leadership and building teams across R&D, technical innovation, quality and supply chain and delivering results through operational excellence, enabling commercial success and profitable growth
- Prior to joining Landec, Dr. Bolles was executive vice president, chief technology and operations officer at ConAgra, served as vice president for PepsiCo Beverages and Foods, (Pepsi, Gatorade, and Tropicana) and Quaker Foods

Brian McLaughlin

CFO

- Serves as Landec's CFO responsible for Finance, Accounting and IT
- With the company since 2015 as APIO, now Curation Foods where he originally was hired as the company's Controller.
- Prior to joining Landec, Mr. McLaughlin served as CFO for Fresh Express, Driscoll's and Organic and spent nearly 20 years in corporate banking focused on debt restructuring

LANDEC MANAGEMENT TEAM

Albert D. Bolles, Ph.D Landec, President & CEO

Brian McLaughlin Landec, Chief Financial Officer

James G. Hall Lifecore Biomedical, President

Tim Burgess Curation Foods, SVP Supply Chain

Glenn Wells Curation Foods, SVP Sales and Customer Service

LANDEC BOARD OF DIRECTORS FOCUS ON PROFITABILITY

REFRESHED
BOARD OF DIRECTORS

BALANCED REPRESENTATION OF
BIOMEDICAL & FOOD EXPERTISE

A DIVERSIFIED MIX OF
ESTABLISHED LEADERS

Andrew Powell
Dr. Albert D. Bolles
Craig Barbarosh
Debbie Carosella
Frederick Frank
Katrina Houde
Charles Macaluso
Nelson Obus
Tonia Pankopf
Catherine A. Sohn

NON-GAAP FINANCIAL INFORMATION AND RECONCILIATIONS

The Company has disclosed non-GAAP financial measures to supplement its consolidated financial statements presented in accordance with GAAP. The non-GAAP Financial measures excludes/includes certain items that are included in the Company's results reported in accordance with GAAP as outlined in the table below. Management believes these non-GAAP financial measures provide useful additional information to investors about trends in the Company's operations and are useful for period-over-period comparisons. The non-GAAP Financial measures should not be considered in isolation or as a substitute for the comparable GAAP measures. In addition, the non-GAAP financial measures may not be the same as similar measures provided by other companies due to the potential differences in methods of calculation and items being excluded/included. It should be read in conjunction with the Company's consolidated financial statements presented in accordance with GAAP.